ANNEX 2: TONES DE TÈXTIL I CALÇAT RECOLLIDES

Kg - Any 2025

3.120.195

Any anterior a data
3.003.865

Variació anual: 3,87 %

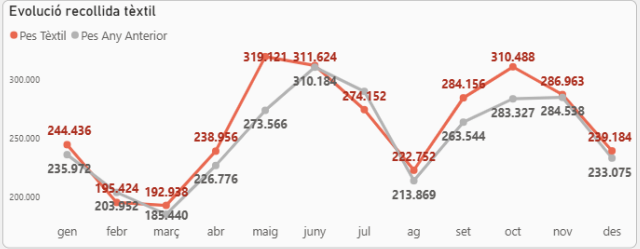

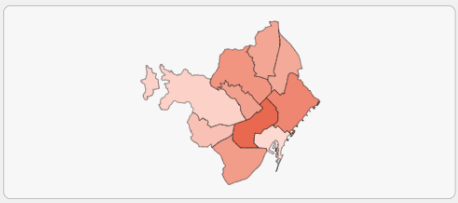

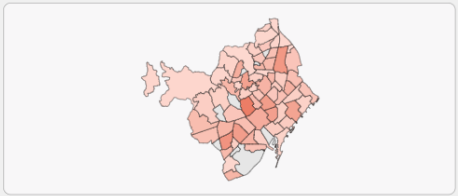

Tipus Via	Gener	Febrer	Març	Abril	Maig	Juny	Juliol	Agost	Setembre	Octubre	Novembre	Desembre	Total
Via Pública	**227.787**	**175.410**	**177.869**	**223.526**	**301.245**	**291.582**	**251.353**	**208.442**	**265.570**	**284.533**	**272.362**	**228.030**	**2.907.707**
FIT	95.444	71.917	69.487	87.311	122.266	110.781	103.233	83.048	113.473	121.399	116.479	95.092	**1.189.930**
SOL	132.343	103.492	108.382	136.215	178.978	180.800	148.120	125.394	152.097	163.134	155.883	132.938	**1.717.777**
Domicilis	**16.649**	**20.015**	**15.070**	**15.429**	**17.876**	**20.042**	**22.799**	**14.310**	**18.586**	**25.955**	**14.601**	**11.154**	**212.487**
FIT	9.234	11.795	8.107	8.090	10.050	10.540	14.322	7.970	11.404	14.570	9.003	7.650	**122.735**
SOL	7.415	8.220	6.963	7.339	7.826	9.502	8.477	6.340	7.182	11.385	5.598	3.504	**89.752**
Total	**244.436**	**195.424**	**192.938**	**238.956**	**319.121**	**311.624**	**274.152**	**222.752**	**284.156**	**310.488**	**286.963**	**239.184**	**3.120.195**

Kg - Any 2026

908.875

Any anterior a data
871.754

Variació anual: 4,26 %

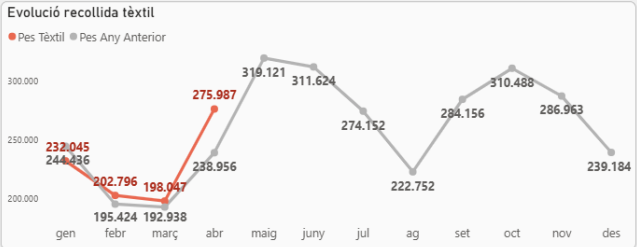

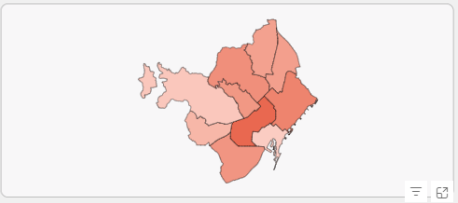

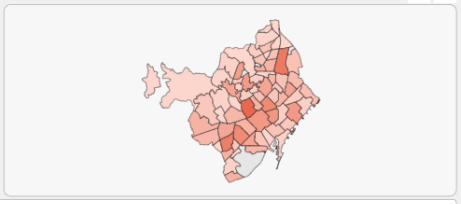

Tipus Via	Gener	Febrer	Març	Abril	Maig	Juny	Juliol	Agost	Setembre	Octubre	Novembre	Desembre	Total
Via Pública	**221.007**	**184.800**	**179.572**	**260.290**									**845.670**
FIT	94.357	80.311	78.165	103.550									**356.383**
SOL	126.650	104.489	101.407	156.740									**489.287**
Domicilis	**11.038**	**17.995**	**18.475**	**11.849**									**59.357**
FIT	4.770	11.180	10.910	6.997									**33.857**
SOL	6.268	6.815	7.565	4.852									**25.500**
				3.848									**3.848**
Total	**232.045**	**202.796**	**198.047**	**275.987**									**908.875**